




ETA-USA

The Power Professionals

DAC25-SX Series

25 Watt AC/DC Power Supply



Available in Wide range of output VDC
 Isolated output 3000VAC
 Internal Input Filter
 Up to 85% Efficiency
 Encapsulated compact size 3" X2"
 Meet RU, EN62368-1,
 CE recognized
 ITE & AC Motor Applications
 3 year Warranty



		UNIT		
INPUT	Voltage/Freq	V	Universal Input voltage AC 90V ~ 264V	47 ~ 63Hz
	Current Typ. 110V 220V	A		
	Min. Load	-	0%	
	Inrush Current	A	115V 12A (Ta=25°C, Io=100% at cold Start); 230V 20A (Ta=25°C, Io=100% at cold Start)	
	Operating Frequency	KHz	65	

		UNIT	DAC25-3.3	DAC25-5	DAC25-6	DAC25-7
OUTPUT	Nominal Voltage	VDC	3.3	5	6	7
	Efficiency typ	%	75	75	78	78
	Current	A	4.24	4.00	4.00	3.00
	Transient Recovery time	us	Vi nom, Io nom = 0.5 Io nom Typ. 1000us			
	Line Regulation	%	+/-1%	+/-1%	+/-1%	+/-1%
	Load Regulation	%	+/-2%	+/-2%	+/-2%	+/-2%
	Ripple Noise 20MHz BW full load	mVp-p	150	150	150	150
	Voltage Accuracy	%	3	3	3	3
	Over Load Protection	-	Auto Recovery			
	Short Circuit Protection	-	CONT. Auto Recovery			



ETA-USA

16170 Vineyard Blvd, Suite 180 Morgan Hill, CA 95037 <http://www.eta-usa.com>
 Toll-free (US only): 800-ETA-POWR (800-382-7697) Telephone: 408 778-2793 FAX: 408-779-2753



		UNIT	DAC25-8	DAC25-9	DAC25-10	DAC25-12
OUTPUT	Nominal Voltage	VDC	8	9	10	12
	Efficiency typ	%	78	78	78	80
	Current	A	3	2.5	2.5	2.1
	Transient Recovery time	us	Vi nom, Io nom = 0.5 Io nom Typ. 1000us			
	Line Regulation	%	+/-1%	+/-1%	+/-1%	+/-1%
	Load Regulation	%	+/-2%	+/-2%	+/-2%	+/-2%
	Ripple Noise 20MHz BW full load	mVp-p	150	150	150	150
	Voltage Accuracy	%	3	3	2	2
	Over Load Protection -		Auto Recovery			
	Short Circuit Protection -		CONT. Auto Recovery			

		UNIT	DAC25-13	DAC25-14	DAC25-15	DAC25-16
OUTPUT	Nominal Voltage	VDC	13	14	15	16
	Efficiency typ	%	80	80	82	82
	Current	A	1.92	1.78	1.665	1.56
	Transient Recovery time	us	Vi nom, Io nom = 0.5 Io nom Typ. 1000us			
	Line Regulation	%	+/-1%	+/-1%	+/-1%	+/-1%
	Load Regulation	%	+/-2%	+/-2%	+/-2%	+/-2%
	Ripple Noise 20MHz BW full load	mVp-p	150	150	200	200
	Voltage Accuracy	%	2	2	2	2
	Over Load Protection -		Auto Recovery			
	Short Circuit Protection -		CONT. Auto Recovery			



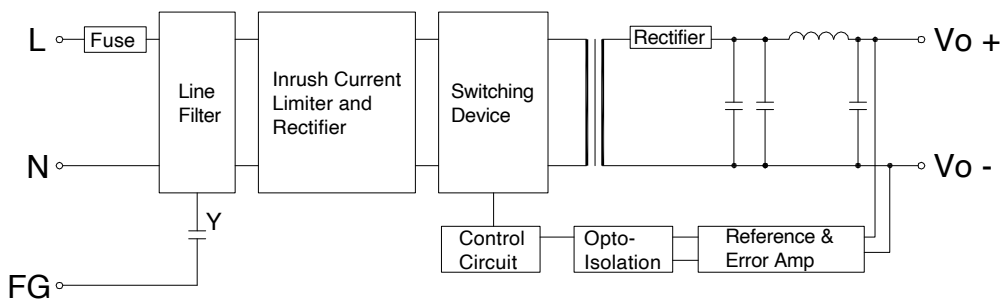


		DAC25-18	DAC25-24	DAC25-27	DAC25-36	DAC25-48
OUTPUT	Nominal Voltage	VDC 18	24	27	36	48
	Efficiency typ	% 82	85	85	85	85
	Current	A 1.385	1.04	0.928	0.695	0.52
	Transient Recovery time	us V_i nom, I_o nom = 0.5 I_o nom Typ. 1000us				
	Line Regulation	% +/-1%	+/-1%	+/-1%	+/-1%	+/-1%
	Load Regulation	% +/-2%	+/-2%	+/-2%	+/-2%	+/-2%
	Ripple Noise 20MHz BW full load	mVp-p 200	240	240	240	240
	Voltage Accuracy	% 2	2	2	2	2
	Over Load Protection	Auto Recovery				
	Short Circuit Protection	CONT. Auto Recovery				

Isolation	Isolation Voltage	Input / Output 3KVac/ 5mA/5Secs
	Isolation Capacitance	
	Isolation Resistance	Input / Output, @500 Vdc 100MΩ
Environment	Operating Temp/Hum.	-20~ +75%
	Storage Temp/Hum.	-40 ~ +85% HUMIDITY 95% 5RH%
	Derating	V_i nom, I_o nom+51 to 71°C 2 %/°C
Safety	CE EMI Conduction & Radiation	Compliance to EN55032
	EMS Immunity	Compliance to EN55024
Size	MM	76.2 X 50.8 X 25.4 (mm) 3" X 2" X 1" 112 grams

BLOCK DIAGRAM

Single Output

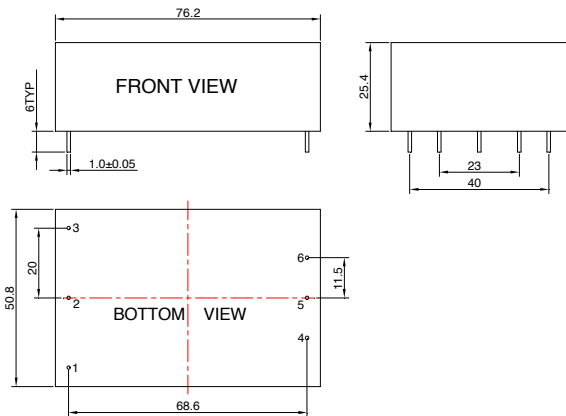




Terminal Output

PIN	Model
1	Single
2	FG
3	ACN
4	ACL
5	-Vo
6	NO PIN
6	+Vo

DIMENSIONAL DRAWING (mm)



Unit: mm Unless otherwise specified, all tolerances are ± 0.50

OUTPUT DERATING CURVE AND RECCOMENDED MOUNTING DIAGRAM

